



How to complete your Julian's Key Health Passport



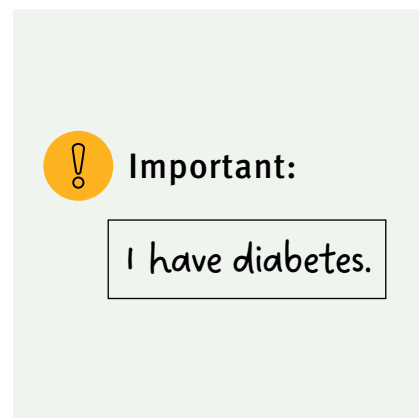
Step 1

Once you have your Health Passport, fill out as much information as you like. Remember, you don't have to complete it all at once.




Step 2

If you need someone to help you fill it out, you may ask a family member, friend or carer. You can also call 13 HEALTH (13 43 25 84).




Step 3

Save any updates or changes you make and store it in a safe place.



Step 4

Let your carer know it's important to bring to regular treatment and care planning appointments.



Step 5

Always bring your Health Passport when visiting a hospital or community health clinic.



Step 6

Healthcare staff will use it to provide you with the best care.

To watch video instructions



Queensland
Government