

How to use your Julian's Key Health Passport




Step 1

Always bring your Health Passport when visiting a hospital or community health clinic.



Step 2

Show your Health Passport to the healthcare staff before they treat you.



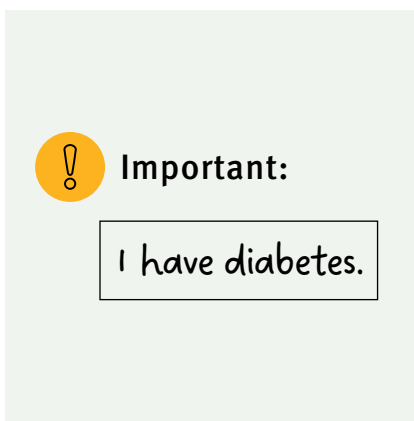
Step 3

If you are unwell or unable to communicate, your carer can show your Health Passport for you.




Step 4

With your consent, healthcare staff will read your Health Passport. They may copy information about your care and treatment into your medical record.



Step 5

If your care needs change, it's important to update the information in your Health Passport.



Step 6

Remember to ask for your Health Passport back once the hospital staff have all the necessary information. It is yours to take home.

To watch video instructions

[Julian's Key Health Passport](#)



Queensland Government