











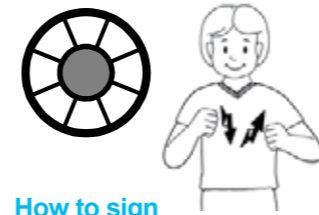










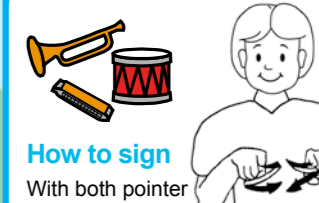


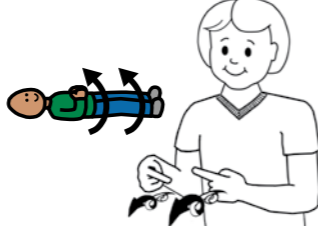
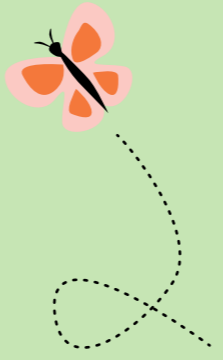


Choose what to do

Choice-making sheet

Drink  How to sign Form a cup shape with fingers and tip up to mouth.	Barbecue  How to sign Place flat hand on other flat hand at right angles, palms together. Then turn over top hand and place back of hand on palm of the other.	Food/eat  How to sign Move hand, with thumb touching fingers, towards mouth twice.	Toilet  How to sign Tap palm of flat hand with pointer finger twice.	Rest  How to sign Starting with hand flat near eye, fingers pointing up, thumb forward. Close fingers to thumb. Can be done with one or both hands.	Walk  How to sign Walk pointer and middle fingers across palm of other hand.	Play  How to sign With both hands spread, palms facing upwards, at waist height, move each hand in outward circles.	Home  How to sign With palm facing forward and fingers curved forward, move hand forward in an arch.
Animals  How to sign With pointer and little fingers pointing up and thumb touching other fingers, move hand forward.	Sand*  How to sign Starting with a thumb pointing upwards from fist, slide thumb down fingertips, opening fingers slightly as you do. opening fingers slightly as you do.	Water  How to sign Form a cup shape with fingers and tip up to mouth.	Friend  How to sign Starting with hand flat near eye, fingers pointing up, thumb forward. Close fingers to thumb. Can be done with one or both hands.	Wheel/drive  How to sign With both hands in fist, a little distance apart, move one down in an arc and the other one up in an arc simultaneously.	Hide and seek  How to sign With both hands flat, start with one pointing upwards and blade of pointer against nose; the other pointing forward in front of body, palm sideways. Simultaneously move hands together so that they meet in front of you. The blade of the top hand ends resting on the pointer finger of the other hand.	Shop  How to sign Hold one hand flat, fingertips pointing sideways, palm up. With thumb extended sideways from fist, tap fist onto the palm of your other hand twice.	Sensory garden  How to sign Feel: With hand spread, palm towards you, slide hand upwards along body in an arc. Garden: Form a circle with pointer fingers and thumbs on both hands. With all other fingers pointing forwards, circles next to each other, move hands apart then back towards each other in small arcs.
Chase  How to sign With forefinger extended, one hand just behind the other, move both hands forward.	Swing  How to sign With both hands in a fist at your sides, move hands, simultaneously, forwards and backwards twice.	Spin  How to sign Spin pointer fingers around each other in opposite directions.	Climb  How to sign With hands clawed, palms facing forward, move first hand up in an arc, then the other hand, then first hand again.	Flying fox*  How to sign Flying: Form an 'O' shape with pointer finger and thumb at shoulder height, move hand towards body in an arc. Fox: With fingers bent towards nose and thumb extended downwards, move hand forward, closing fingers towards thumb.	Fort*  How to sign Form a 'C' with pointer finger and thumb. 'C' hand shape is brought down in the shape of a castle's turret or tower.	Ball  How to sign Move spread, cupped hands towards each other twice.	Music  How to sign With both pointer fingers extended from fists and pointing forward, rock hands in an arc; first together, then apart and then back together.
Run  How to sign With both hands in a fist at sides, one further forward than the other, move hands in circles so back fist comes forward and front one back and so on.	Slide  How to sign Slide fingers of bent hand down the outside of your other downwards-bent hand.	Roll  How to sign Point both index fingers and rotate arms around each other.					

This choice-making sheet has been developed to help children communicate within the play environment.

It can be used to help children **choose what to do** or tell others what they've just done. It's also a great way to teach people how to communicate using Auslan (Australian Sign Language) and Picture Communication Symbols. People who use Makaton are using Auslan.

*Not available in all play spaces.



How to
Starting
eye, fin
forward
Can be
hands.



How
With b
distan
in an a
an arc



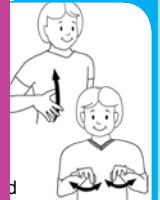
How
Flying:
shape v
at shou
towards
Fox: W
and thu
move h
towards

NOT NEEDED




ward and
ard, move
arch.

garden



d
an arc.
with pointer
both hands.
ointing
o each other,
back towards
s.



ck hands in
r, then apart
ther.



available in
play spaces.